



MARRIAGE & DIVORCE STATISTICS

Factsheet 2025

National Institute of Statistics of Rwanda (NISR) | Civil Registration and Vital Statistics (CRVS) | Reference Year: 2025 | www.statistics.gov.rw | Published: 2026

About this factsheet

Rwanda's Civil Registration and Vital Statistics (CRVS) system captures information for registered marriages and divorces across the country. This factsheet summarizes marriages and divorces data recorded in 2025. It covers marriage and divorce trends, including registered marriages by district, divorces by province, age patterns of brides and grooms, marriage regimes, age-specific marriage rates, and key characteristics of divorce such as duration of marriage and spouses' age profiles.

Key figures in marriages



50,236
registered marriage



Community of Property
The most frequent marriage regime

Key figures in divorces



4,479
Total registered divorces

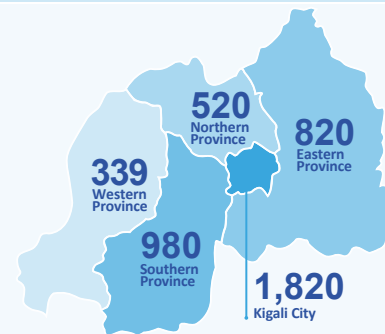


2,629
Divorce granted & registered in 2025

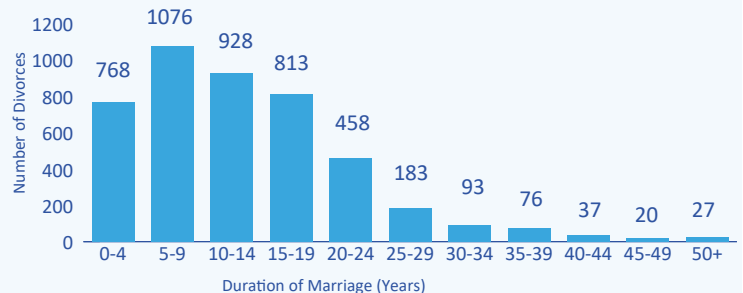
Registered marriages by districts



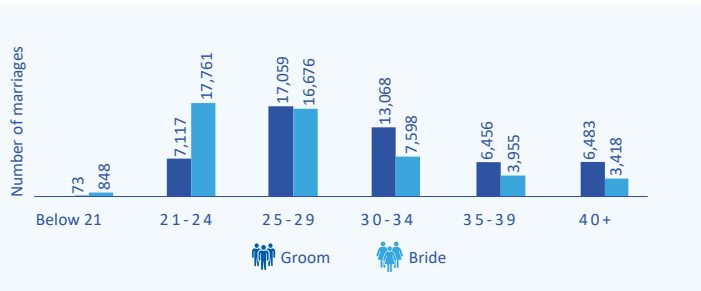
Registered divorces by provinces



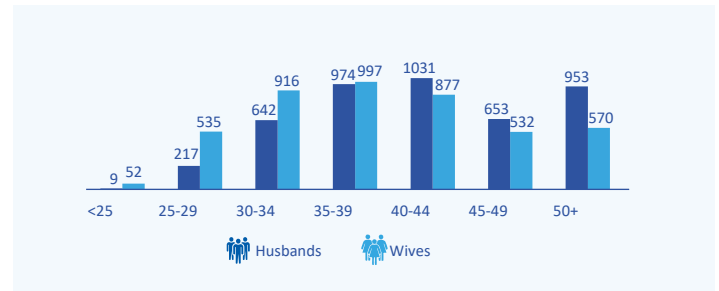
Registered divorces by duration of marriage



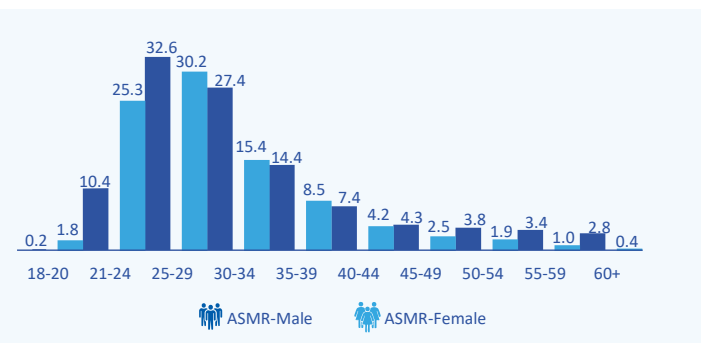
Registered marriage by age of bride and groom



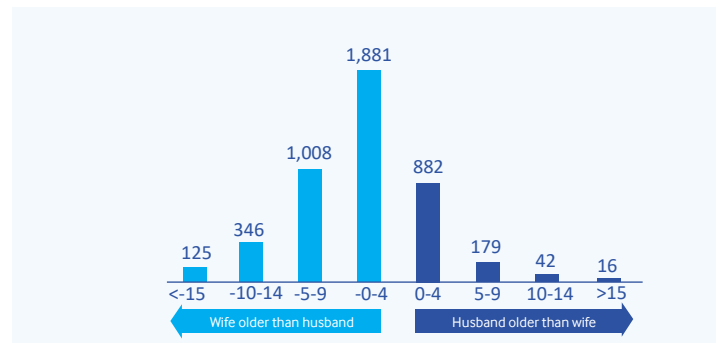
Distribution of divorce by age group and sex



Age specific marriage rate by sex



Divorces by spousal age gap



Summary Of Key Findings

- In 2025, a total of 50,236 marriages were registered in the CRVS system
- The community of property regime was the most preferred matrimonial regime, accounting for 97.0% of all registered marriages.
- The age-specific marriage rate was highest among individuals aged 25-29 and lowest among those aged 18-20 for both brides and grooms.
- The highest number of divorcees was observed in the city of Kigali compared with other provinces
- A total of 4,479 divorces were recorded in the CRVS system, of which 2,629 were legally granted by the courts in 2025.
- The number of registered divorces was high among couples whose marriage duration range from 5-9 years (1076 cases), while it was low among couples whose marriage duration range 45-49 years(20 cases) .
- Divorce rates peaked among wives aged 35-39 (997 cases) and husbands aged 40-44 (1,031 cases).
- Divorces were mostly frequent among couples where the wife was 0-4 years or 5-9 years older than the husband